



125344

P-System Bohrlehre		Art.Nr.
P-System Bohrlehre, inkl. Bohrer, ab 22.5°		125344
für alle Clamex P Verbinder (P-10, P-14, P Medius 14/10)		
Winkel für Bohrlehre.....		255250
Wechsellemelle P-10.....		255251
Wechsellemelle P-14.....		255252



125345

P-System Bohrlehre lang		Art.Nr.
Bohrlehre für dicke Werkstücke 100 mm, (P-14, P Medius 14/10), inkl. Bohrer.....		125345



131506

Bohrer		Art.Nr.
Spiralbohrer Ø 6 mm mit Zentrierspitze, zu Standard-Bohrlehre		131506
Spiralbohrer Ø 6 mm mit Zentrierspitze, zu Bohrlehre lang.....		131508
Tiefensteller für Bohrer Ø 6 mm		255243



251993

Clamex P Montagewerkzeug		Art.Nr.
für alle Winkel, schnell und flexibel, 6-kant 4 x 30 mm, Länge 290 mm.....		251993



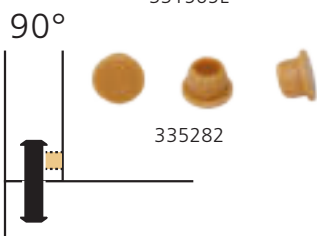
271945

Sechskant Stiftschlüssel		Art.Nr.
4 mm, 75 x 55 mm.....		271945
4 mm, 120 x 50 mm.....		271945A













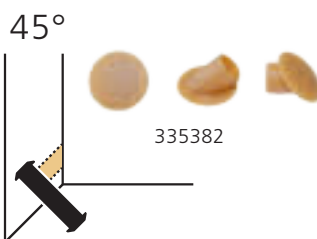
331565E

Systainer II T-loc		Art.Nr.
Einlage und 6 Abtrenner		331565E









335282

Abdeckkappen, 100 Stück					
90°		Art.Nr.	Art.Nr.		
RAL 9010, Weiss		335280	RAL 9002, Grauweiss		335285
RAL 9011, Schwarz		335281	RAL 7035, Lichtgrau.....		335286
RAL 1014, Eiche / Kiefer.....		335282	RAL 7040, Fenstergrau.....		335287
RAL 1011, Buche		335283	RAL 7031, Blaugrau		335288
RAL 8007, Braun.....		335284			
RAL 8017, Dunkelbraun.....		335289			



335382

45°		Art.Nr.	Art.Nr.		
RAL 9010, Weiss		335380	RAL 1011, Buche.....		335383
RAL 9011, Schwarz		335381	RAL 8017, Dunkelbraun		335384
RAL 1014, Eiche / Kiefer		335382	RAL 7022, Anthrazit.....		335388